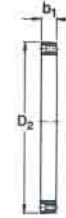
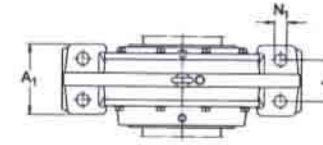
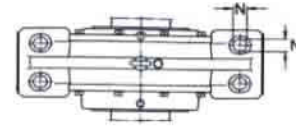
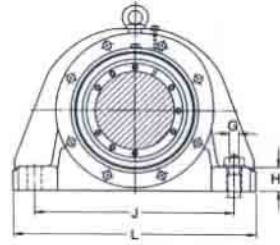
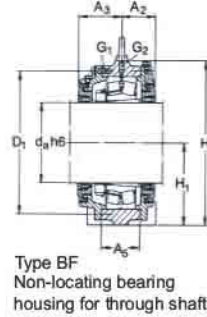
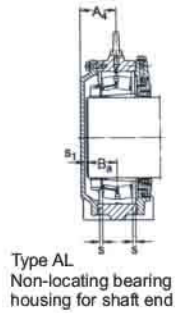
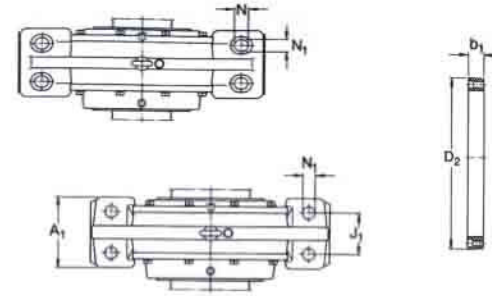
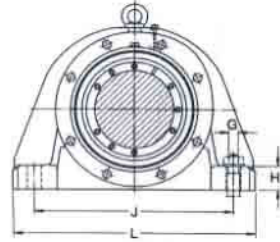
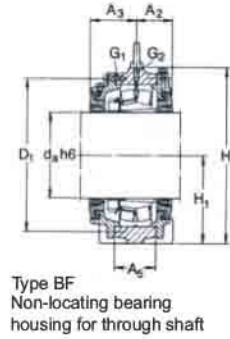
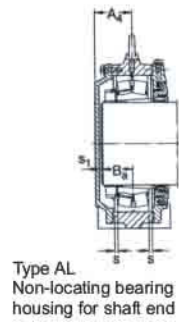


SBDS Plummer Block Housings, Standard type for spherical roller bearings with adapter sleeves on plain cylindrical shafts



Designation Housing + Seals	Dimension												Appropriate bearing with Adapter sleeve Designation		Clamping ring	
	$d_a$	$A_1$	$A_2$	$A_3$	H	$H_1$	$H_2$	J	$J_1$	L	N	$N_1$	$D_2$	$b_1$		
—	mm	mm											mm			
SBDS 2220	90	110	70	85	230	115	35	300	60	370	—	24	22220CK	+ H320	118	18
SBDS 3122	100	150	81	102	270	130	40	300	80	400	35	25	23122CK	+ H3122	128	18
SBDS 2222	—	120	78	90	260	130	38	340	60	410	—	24	22222CK	+ H322	128	18
SBDS 3222	—	130	91	103	285	140	42	350	70	440	35	30	23222CK	+ H2322	128	18
SBDS 3024	110	110	63	83	230	115	35	300	60	370	—	24	23024CK	+ H3024	138	18
SBDS 3124	—	140	76	93	285	140	40	330	80	410	35	25	23124CK	+ H3124	138	18
SBDS 2224	—	130	80.5	95.5	275	140	40	360	70	430	—	28	22224CK/W33	+ H3124	138	18
SBDS 3224	—	140	93	108	305	150	42	370	75	470	35	30	23224CK/W33	+ H2324	138	18
SBDS 3026	115	120	68	88	260	130	38	340	60	410	—	24	23026CK	+ H3026	143	18
SBDS 3126	—	140	80	100	295	145	40	350	80	430	35	25	23126CK/W33	+ H3126	143	18
SBDS 2226	—	140	88	98	290	145	42	370	80	455	—	28	22226CK/W33	+ H3126	143	18
SBDS 3226	—	150	103	108	325	160	45	400	85	500	40	30	23226CK/W33	+ H2326	143	18
SBDS 3028	125	130	68	88	275	140	40	360	70	430	—	28	23028CK/W33	+ H3028	153	18
SBDS 3128	—	150	85	110	315	155	45	380	85	470	35	25	23128CK/W33	+ H3128	153	18
SBDS 2228	—	160	94	104	330	165	50	420	95	510	—	35	22228CK/W33	+ H3128	153	18
SBDS 3228	—	160	108	118	350	170	50	430	85	530	40	30	23228CK/W33	+ H2328	153	18
SBDS 3030	135	140	73	94	290	145	42	370	80	455	—	28	23030CK/W33	+ H3030	170	20
SBDS 3130	—	200	93	113	345	170	60	450	110	580	45	35	23130CK/W33	+ H3130	170	20
SBDS 2230	—	170	98	108	360	180	52	450	100	540	—	35	22230CK/W33	+ H3130	170	20
SBDS 3230	—	170	113	123	375	180	54	450	90	550	45	35	23230CK/W33	+ H2330	170	20
SBDS 3032	140	150	78	98	310	155	45	390	90	480	—	28	23032CK/W33	+ H3032/B151	175	20
SBDS 3132	—	200	98	123	368	180	55	430	110	540	40	30	23132CK/W33	+ H3132/B151	175	20

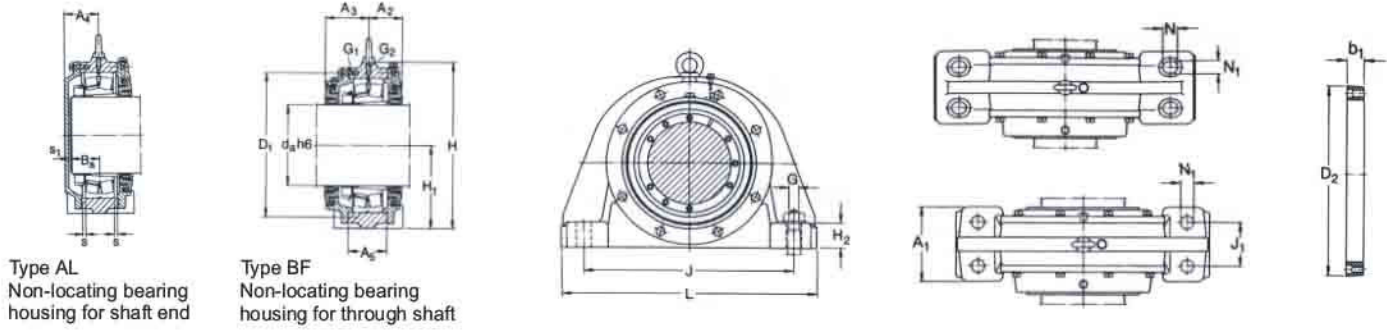
SBDS Plummer Block Housings, Standard type for spherical roller bearings with adapter sleeves on plain cylindrical shafts



Designation Housing + Seals	Dimension												Appropriate bearing with Adapter sleeve Designation	Clamping ring	
	$d_a$	$A_1$	$A_2$	$A_3$	H	$H_1$	$H_2$	J	$J_1$	L	N	$N_1$		$D_2$	$b_1$
—	mm	mm											mm		
SBDS 2232	140	180	101	116	370	185	55	480	105	570	—	35	22232CK/W33 + H3132/B151	175	20
SBDS 3232	—	180	118	133	395	190	58	490	105	600	45	35	23232CK/W33 + H2332/B151	175	20
SBDS 3034	150	160	78	103	330	165	50	420	95	510	—	35	23034CK/W33 + H3034/B151	185	20
SBDS 3134	—	200	113	136	395	190	60	470	110	570	45	35	23134CK/W33 + H3134/B151	185	20
SBDS 2234	—	190	112.5	127.5	400	200	60	510	110	600	—	35	22234CK/W33 + H3134/B151	185	20
SBDS 3234	—	200	128	143	410	200	62	525	110	640	45	35	23234CK/W33 + H2334/B151	185	20
SBDS 3036	160	170	83	108	336	180	52	450	100	540	—	35	23036CK/W33 + H3036/B151	195	20
SBDS 3136	—	200	118	138	410	200	60	490	105	600	45	35	23136CK/W33 + H3136/B151	195	20
SBDS 2236	—	200	118	133	430	215	65	540	115	640	—	42	22236CK/W33 + H3136/B151	195	20
SBDS 3236	—	210	133	148	430	210	65	550	120	680	45	35	23236CK/W33 + H2336/B151	195	20
SBDS 3038	170	180	93	118	370	185	55	480	105	570	—	35	23038CK/W33 + H3038/B151	205	20
SBDS 3138	—	210	123	143	435	210	65	550	120	680	45	35	23138CK/W33 + H3138/B151	205	20
SBDS 2238	—	200	118	133	430	215	65	540	115	640	—	42	22238CK/W33 + H3138/B151	205	20
SBDS 3238	—	220	138	153	455	220	75	580	120	710	45	35	23238CK/W33 + H2338/B151	205	20
SBDS 3040	180	190	97	122	400	200	60	510	110	600	—	35	23040CK/W33 + H3040/B151	215	20
SBDS 3140	—	220	127	147	465	220	85	500	120	710	52	42	23140CK/W33 + H3140/B151	215	20
SBDS 2240	—	210	122	134.5	450	225	70	580	120	680	—	42	22240CK/W33 + H3140/B151	215	20
SBDS 3240	—	240	138	158	475	235	75	640	140	780	52	42	23240CK/W33 + H2340/B151	215	20
SBDS 3044	200	200	102	137	430	215	65	540	115	640	—	42	23044CK/W33 + H3044/B151	246	25
SBDS 3144	—	230	135	160	485	235	75	640	140	780	52	42	23144CK/W33 + H3144/B151	246	25
SBDS 2244	—	220	124.5	159.5	500	250	75	600	130	720	—	42	22244CK/W33 + H3144 A/B151	246	25
SBDS 3244	—	250	148	183	525	260	80	700	140	860	52	42	23244CK/W33 + H2344 A/B151	246	25



SBDS Plummer Block Housings, Standard type for spherical roller bearings with adapter sleeves on plain cylindrical shafts

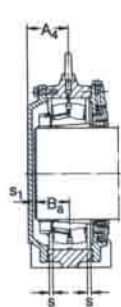


Type AL  
Non-locating bearing  
housing for shaft end

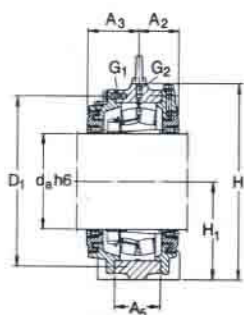
Type BF  
Non-locating bearing  
housing for through shaft

Designation Housing + Seals	Dimension												Appropriate bearing with Adapter sleeve Designation		Clamping ring	
	$d_a$	$A_1$	$A_2$	$A_3$	H	$H_1$	$H_2$	J	$J_1$	L	N	$N_1$	$D_2$	$b_1$		
---	mm	mm											mm			
SBDS 3048	220	210	102	142	450	225	70	560	120	680	—	42	23048CK/W33 + H3048/B151	266	25	
SBDS 3148	---	250	152	182	550	270	80	720	140	890	52	42	23148CK/W33 + H3148A/B151	266	25	
SBDS 2248	---	250	130	165	570	285	85	690	150	820	---	42	22248CK/W33 + H3148A/B151	266	25	
SBDS 3248	---	250	148	188	590	290	90	750	140	900	52	42	23248CK/W33 + H2348A/B151	266	25	
SBDS 3052	240	220	107	147	500	250	75	600	130	720	---	42	23052CK/W33 + H3052A/B151	286	25	
SBDS 3152	---	250	152	187	590	290	90	750	140	900	52	42	23152CK/W33 + H3152A/B151	286	25	
SBDS 2252	---	260	145	182.5	590	295	90	730	160	860	---	42	22252CK/W33 + H3152A/B151	286	25	
SBDS 3252	---	290	167	208	625	310	95	800	160	960	65	42	23252CAK/W33 + H2352A/B151	286	25	
SBDS 3056	260	240	117	157	520	260	80	630	140	760	---	42	23056CK/W33 + H3056/B151	306	25	
SBDS 3156	---	250	157	197	590	290	90	750	140	900	65	42	23156CK/W33 + H3156A/B151	306	25	
SBDS 2256	---	270	152	192	630	315	95	770	170	900	---	42	22256K/W33 + H3156A/B151	306	25	
SBDS 3256	---	300	178	218	645	320	100	840	170	1000	65	42	23256CAK/W33 + H2356A/B151	306	25	
SBDS 3060	280	250	122	167	570	285	85	690	150	820	---	42	23060CK/W33 + H3060/B151	326	25	
SBDS 3160	---	300	162	207	655	320	100	840	170	1000	65	42	23160CAK/W33 + H3160/B151	326	25	
SBDS 2260	---	280	160	191	660	330	100	820	180	960	---	42	22260K/W33 + H3160/B151	326	25	
SBDS 3260	---	330	182	222	705	350	105	920	180	1100	75	56	23260CAK/W33 + H3260/B151	326	25	
SBDS 3064	300	260	122	172	590	295	90	730	160	860	---	42	23064CAK/W33 + H3064/B151	350	30	
SBDS 3164	---	300	177	212	702	350	100	940	160	1150	65	42	23164CAK/W33 + H3164/B151	350	30	
SBDS 2264	---	320	175	202	720	360	110	900	200	1060	---	56	22264K/W33 + H3164/B151	350	30	
SBDS 3264	---	360	192	237	760	370	115	960	200	1150	75	56	23264CAK/W33 + H3264/B151	350	30	

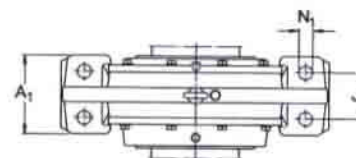
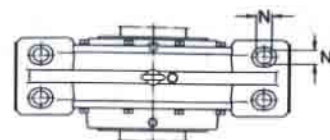
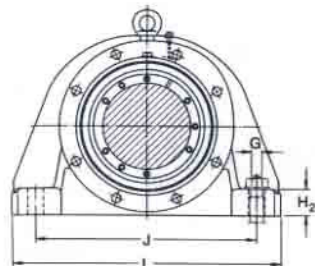
SBDS Plummer Block Housings, Standard type for spherical roller bearings with adapter sleeves on plain cylindrical shafts



Type AL  
Non-locating bearing  
housing for shaft end



Type BF  
Non-locating bearing  
housing for through shaft



Designation Housing + Seals	Dimension												Appropriate bearing with Adapter sleeve Designation	Clamping ring	
	$d_a$	$A_1$	$A_2$	$A_3$	H	$H_1$	$H_2$	J	$J_1$	L	N	$N_1$		$D_2$	$b_1$
—	mm	mm											mm		
SBDS 3068	320	270	132	177	630	315	95	770	170	900	—	42	23268CAK/W33 + H3068/B151	370	30
SBDS 3168	----	360	197	242	735	370	115	960	200	1150	75	56	23168CAK/W33 + H3168/B151	370	30
SBDS 3268	----	380	202	272	810	390	125	980	200	1200	75	60	23268CAK/W33 + H3268/B151	370	30
SBDS 3072	340	280	132	182	660	330	100	820	180	960	---	42	23072CAK/W33 + H3072/B151	390	30
SBDS 3172	----	370	197	247	760	380	115	1000	200	1200	75	56	23172CAK/W33 + H3172/B151	390	30
SBDS 3272	----	400	227	282	825	410	130	1040	210	1280	80	68	23272CAK/W33 + H3272/B151	390	30
SBDS 3076	360	300	137	187	680	340	105	840	190	1000	---	56	23076CAK/W33 + H3076/B151	410	30
SBDS 3176	----	380	202	257	790	390	125	1000	200	1200	75	60	23176CAK/W33 + H3176/B151	410	30
SBDS 3276	----	405	232	297	880	425	135	1100	225	1350	85	68	23276CAK/W33 + H3276/B151	410	30
SBDS 3080	380	320	142	202	720	360	110	900	200	1060	---	56	23080CAK/W33 + H3080/B151	430	30
SBDS 3180	----	400	197	262	845	410	130	1040	210	1280	80	68	23180CAK/W33 + H3180/B151	430	30
SBDS 3280	----	450	242	307	905	450	145	1160	240	1430	85	68	23280CAK/W33 + H3280/B151	430	30
SBDS 3084	400	340	147	202	750	375	115	940	210	1100	---	56	23084CAK/W33 + H3084/B151	450	30
SBDS 3184	----	420	212	289	900	450	135	1100	210	1350	85	68	23184CAK/W33 + H3184/B151	450	30
SBDS 3284	----	470	252	317	955	470	150	1220	255	1500	90	72	23284CAK/W33 + H3284/B151	450	30