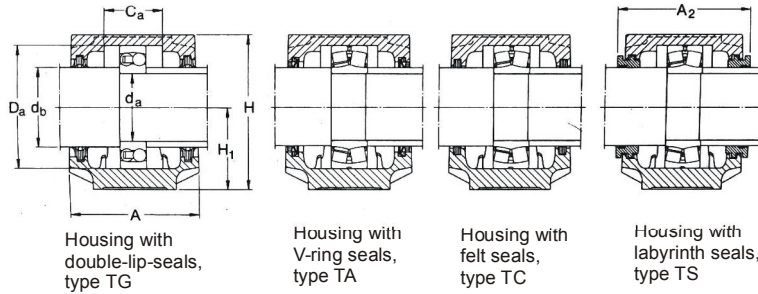
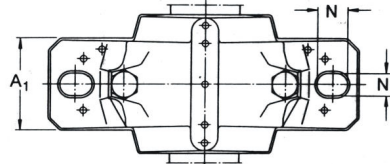
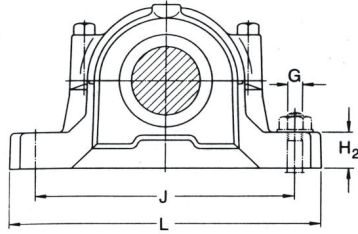


(SNH Plummer Block Housing for Bearing with adapter sleeves)

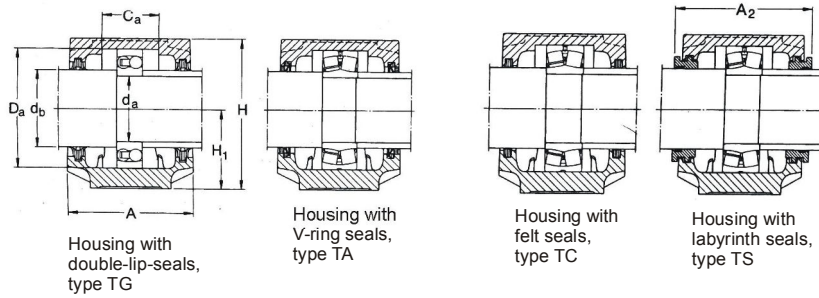


Designation (w/o seal)	Shaft Dia- meter d_a (mm)	Housing Dimension (mm)													Appropriate bearing	Locating Ring No. And designation
		d_b	A	A_1	H	C_a	H_1	H_2	J	L	G	N	N_1			
SNH 205	25	30	67	46	74	25	40	19	130	165	12	20	15	1205E 2205E 22205E	(2) 5/52 (2) 3.5/52 (2) 3.5/52	
SNH 206	30	35	77	52	89	32	50	22	150	185	12	20	15	1206E 2206E 22206E	(2) 8/62 (2) 6/62 (2) 6/62	
SNH 207	35	45	82	52	93	34	50	22	150	185	12	20	15	1207E 2207E 22207E	(2) 8.5/72 (2) 5.5/72 (2) 5.5/72	
SNH 208	40	50	85	60	107	39	60	25	170	205	12	20	15	1208E 2208E 22208E	(2) 10.5/80 (2) 8/80 (2) 8/80	
SNH 209	45	55	85	60	109	30	60	25	170	205	12	20	15	1209E 2209E 22209E	(2) 5.5/85 (2) 3.5/85 (2) 3.5/85	
SNH 210	50	60	90	60	113	41	60	25	170	205	12	20	15	1210E 2210E 22210E	(2) 10.5/90 (2) 9/90 (2) 9/90	
SNH 211	55	65	95	70	127	44	70	28	210	255	16	24	18	1211E 2211E 22211E	(2) 11.5/100 (2) 9.5/100 (2) 9.5/100	
SNH 212	60	70	105	70	133	48	70	30	210	255	16	24	18	1212E 2212E 22212E	(2) 13/110 (2) 10/110 (2) 10/110	
SNH 213	65	75	110	80	148	51	80	30	230	275	16	24	18	1213E 2213E 22213E	(2) 14/120 (2) 10/120 (2) 10/120	
SNH 215	75	85	115	80	154	56	80	30	230	280	16	24	18	1215 2215 22215E	(2) 15.5/130 (2) 12.5/130 (2) 12.5/130	

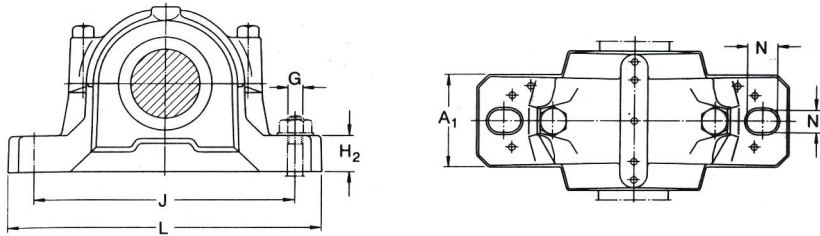


Designation (w/o seal)	Shaft Dia- meter d _a (mm)	Housing Dimension (mm)											Appropriate bearing	Locating Ring No. And designation		
		d _b	A	A ₁	H	C _a	H ₁	H ₂	J	L	G	N				N ₁
SNH 216	80	90	120	90	175	58	95	32	260	315	20	28	22	1216 2216E 22216E	(2) (2) (2)	16/140 12.5/140 12.5/140
SNH 217	85	95	125	90	183	61	95	32	260	320	20	28	22	1217 2217 22217E	(2) (2) (2)	16.5/150 12.5/150 12.5/150
SNH 218	90	100	140	100	193	65	100	35	290	345	20	28	22	1218 2218 22218E 23218CC	(2) (2) (2) (2)	17.5/160 12.5/160 12.5/160 6.25/160
SNH 219	95	110	145	100	210	70	112	35	290	345	20	32	26	1219 2219 22219E	(2) (2) (2)	18/170 12.5/170 12.5/170
SNH 220	100	115	160	110	215	70	112	40	320	380	24	32	26	1220 2220 22220E	(2) (2) (2)	18/180 12/180 12/180
SNH 222	110	125	175	120	239	80	125	45	350	410	24	32	26	1222 2222 22222E 23222CC	(2) (2) (2) (2)	21/200 13.5/200 13.5/200 5.1/200
SNH 224	120	135	185	120	271	86	140	45	350	410	24	32	26	1224 22224E 23224CC	(2) (2) (2)	22/215 14/215 5/215
SNH 226	130	145	190	130	290	90	150	50	380	445	24	35	28	1226 22226E 23226E	(2) (2) (2)	22/230 13/230 5/230
SNH 228	140	155	205	150	302	98	150	50	420	500	30	42	35	22228CC 23228CC	(2) (2)	15/250 5/250
SNH 230	150	165	220	160	323	106	160	60	450	530	30	42	35	22230CC 23230CC	(2) (2)	16.5/270 5/270
SNH 232	160	175	235	160	344	114	170	60	470	550	30	42	35	22232CC 23232CC	(2) (2)	17/290 5/290

(SNH Plummer Block Housing for Bearing with adapter sleeves)

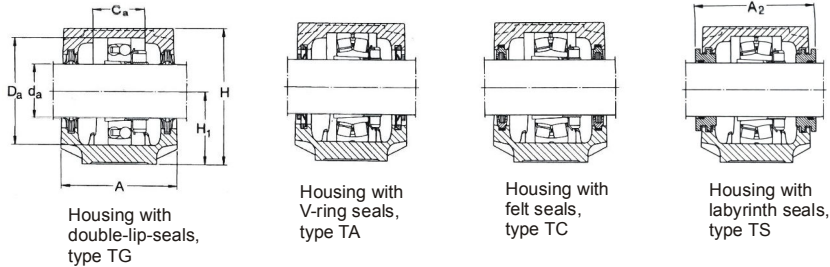


Designation (w/o seal)	Shaft Dia-meter d_a (mm)	Housing Dimension (mm)											Appropriate bearing	Locating Ring No. And designation	
		d_b	A	A_1	H	H_1	H_2	C_a	J	L	G	N			N_1
SNH 305	25	30	77	52	89	50	22	32	150	185	12	20	15	1305E 2305 21305CC	(2) 7.5/62 (2) 4/62 (2) 7.5/62
SNH 306	30	35	82	52	93	50	22	34	150	185	12	20	15	1306E 2306 21306CC	(2) 7.5/72 (2) 3.5/72 (2) 7.5/72
SNH 307	35	45	85	60	107	60	25	39	170	205	12	20	15	1307E 2307E 21307CC	(2) 9/80 (2) 4/80 (2) 9/80
SNH 308	40	50	90	60	113	60	25	41	170	205	12	20	15	1308E 2308E 21308E 22308E	(2) 9/90 (2) 4/90 (2) 9/90 (2) 4/90
SNH 309	45	55	95	70	127	70	28	44	210	255	16	24	18	1309E 2309E 21309CC 22309E	(2) 9.5/100 (2) 4/100 (2) 9.5/100 (2) 4/100
SNH 310	50	60	105	70	133	70	30	48	210	255	16	24	18	1310E 2310 21310CC 22310E	(2) 10.5/110 (2) 4/110 (2) 10.5/110 (2) 4/110
SNH 311	55	65	110	80	148	80	30	51	230	275	16	24	18	1311E 2311 21311CC 22311E	(2) 11/120 (2) 4/120 (2) 11/110 (2) 4/120
SNH 312	60	70	115	80	154	80	30	56	230	280	16	24	18	1312E 2312 21312CC 22312E	(2) 12.5/130 (2) 5/130 (2) 12.5/130 (2) 5/130

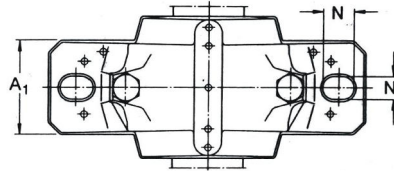
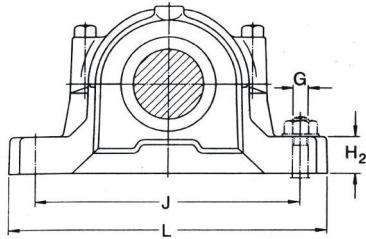


Designation (w/o seal)	Shaft Dia- meter d_a (mm)	Housing Dimension (mm)											Appropriate bearing	Locating Ring No. And designation	
		d_b	A	A_1	H	H_1	H_2	C_a	J	L	G	N			N_1
SNH 313	65	75	120	90	175	90	32	58	200	315	20	28	22	1313E 2313 21313CC 22313E	(2) 12.5/140 (2) 5/140 (2) 12.5/140 (2) 5/140
SNH 314	70	80	125	90	183	95	32	61	260	320	20	28	22	1314 2314 21314CC 22314E	(2) 13/150 (2) 5/150 (2) 13/150 (2) 5/150
SNH 315	75	85	140	100	193	100	35	65	290	345	20	28	22	1315 2315 21315CC 22315E	(2) 14/160 (2) 5/160 (2) 14/160 (2) 5/160
SNH 316	80	90	154	100	210	112	35	68	290	345	20	28	22	1316 2316 21316CC 22316E	(2) 14.5/170 (2) 5/170 (2) 14.5/170 (2) 5/170
SNH 317	85	95	160	110	215	112	40	70	320	380	24	32	26	1317 2317 21317CC 22317E	(2) 14.5/180 (2) 5/180 (2) 14.5/180 (2) 5/180
SNH 319	95	110	175	120	239	125	45	80	350	410	24	32	26	1319 2319 21319CC 22319E	(2) 17.5/200 (2) 6.5/200 (2) 17.5/200 (2) 6.5/200
SNH 320	100	115	185	120	271	140	45	86	350	410	24	32	26	1320 2320 21320CC 22320E	(2) 19.5/215 (2) 6.5/215 (2) 19.5/215 (2) 6.5/215

(SNH Plummer Block Housing for Bearing with adapter sleeves)

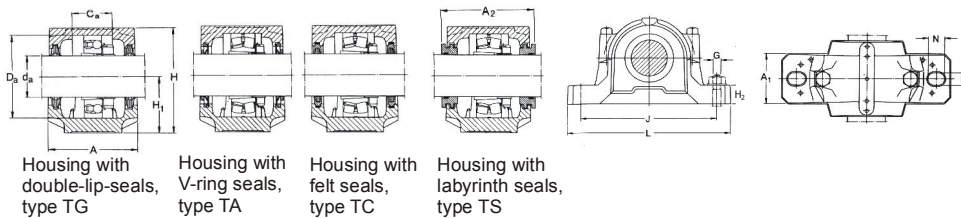


Designation (w/o seal)	Shaft Diameter D_a (mm)	Housing Dimension (mm)											Appropriate bearing	Adaptor sleeve	Locating Ring No. And designation	
		A	A_1	C_a	H	H_1	H_2	J	L	G	N	N_1				
SNH 505	20	67	46	25	74	40	19	130	165	12	20	15	1205EK	H205	(2)	5/52
													2205EK	H305	(2)	3.5/52
													22205EK	H305	(2)	3.5/52
SNH 506	25	77	52	32	89	50	22	150	185	12	20	15	1206EK	H206	(2)	8/62
													2206EK	H306	(2)	6/62
													22206EK	H306	(2)	6/62
SNH 507	30	82	52	34	93	50	22	150	185	12	20	15	1207EK	H207	(2)	8.5/72
													2207EK	H307	(2)	5.5/72
													22207EK	H307	(2)	5.5/72
SNH 508	35	85	60	39	107	60	25	170	205	12	20	15	1208EK	H208	(2)	10.5/80
													2208EK	H308	(2)	8/80
													22208EK	H308	(2)	8/80
SNH 509	40	85	60	30	109	60	25	170	205	12	20	15	1209EK	H209	(2)	5.5/85
													2209EK	H309	(2)	3.5/85
													22209EK	H309	(2)	3.5/85
SNH 510	45	90	60	41	113	60	25	170	205	12	20	15	1210EK	H210	(2)	10.5/90
													2210EK	H310	(2)	9/90
													22210EK	H310	(2)	9/90
SNH 511	50	95	70	44	127	70	28	210	255	16	24	18	1211EK	H211	(2)	11.5/100
													2211EK	H311	(2)	9.5/100
													22211EK	H311	(2)	9.5/100
SNH 512	55	105	70	48	133	70	30	210	255	16	24	18	1212EK	H212	(2)	13/110
													2212EK	H312	(2)	10/110
													22212EK	H312	(2)	10/110
SNH 513	60	110	80	51	140	80	30	230	275	16	24	18	1213EK	H213	(2)	14/120
													2213EK	H313	(2)	10/120
													22213EK	H313	(2)	10/120
SNH 515	65	115	80	56	154	80	30	230	280	16	24	18	1215EK	H215	(2)	15.5/130
													2215EK	H315	(2)	12.5/130
													22215EK	H315	(2)	12.5/130



Designation (w/o seal)	Shaft Dia- meter D _a (mm)	Housing Dimension (mm)											Appropriate bearing	Adaptor sleeve	Locating Ring No. And designation
		A	A ₁	C _a	H	H ₁	H ₂	J	L	G	N	N ₁			
SNH 516	70	120	90	58	175	95	32	260	315	20	28	22	1216K	H216	(2) 16/140
													2216K	H316	(2) 12.5/140
													22216EK	H316	(2) 12.5/140
SNH 517	75	125	90	61	183	95	32	260	320	20	28	22	1217K	H217	(2) 16.5/150
													2217K	H317	(2) 12.5/150
													22217EK	H317	(2) 12.5/150
SNH 518	80	140	100	65	193	100	35	290	345	20	28	22	1218K	H218	(2) 17.5/160
													2218K	H318	(2) 12.5/160
													22218CCK/W33	H318	(2) 12.5/160
													23218CCK/W33	H2318	(2) 6.5/160
SNH 519	85	145	100	68	210	112	35	290	345	20	28	22	1219K	H219	(2) 18/170
													2219K	H319	(2) 12.5/170
													22219EK	H319	(2) 12.5/170
SNH 520	90	160	110	70	215	112	40	320	380	24	32	26	1220K	H220	(2) 18/180
													2220K	H320	(2) 12/180
													22220EK	H320	(2) 12/180
													23220CCK/W33	H2320	(2) 4.85/180
SNH 522	100	175	120	80	239	125	45	360	410	24	32	26	1222K	H222	(2) 21/200
													2222K	H322	(2) 13.5/200
													22222EK	H322	(2) 13.5/200
													23222CCK/W33	H2322	(2) 5.1/200
SNH 524	110	185	110	86	271	140	45	350	410	24	32	26	1224K	H3124	(2) 22/215
													2224EK	H3124	(2) 14/215
													23224CCK/W33	H2324	(2) 5/215
SNH 526	115	190	130	90	290	150	50	380	445	24	35	28	22226EK	H3126	(2) 13/230
													23226CCK/W33	H2326	(1) 10/230
SNH 528	125	205	150	98	302	150	50	420	500	30	42	35	22228CCK	H3128	(2) 15/250
													23228CCK/W33	H2328	(1) 10/250
SNH 530	135	220	160	106	323	160	60	450	530	30	42	35	22230CCK	H3130	(2) 16.5/270
													23230CCK/W33	H2330	(1) 10/270
SNH 532	140	235	160	114	344	170	60	470	550	30	42	35	22232CCK	H3132	(2) 17/290
													23232CCK/W33	H2332	(1) 10/290

(SNH Plummer Block Housing for Bearing with adapter sleeves)



Designation (w/o seal)	Shaft Dia- meter D _s (mm)	Housing Dimension (mm)										Appropriate bearing	Adaptor sleeve	Locating Ring No. And designation		
		A	A ₁	C _a	H	H ₁	H ₂	J	L	G	N				N ₁	
SNH 605	20	77	52	32	89	50	22	150	185	12	20	15	1305 EK	H305	(2)	7.5/62
													2305 K	H2305	(2)	4/62
SNH 606	25	82	52	34	93	50	22	150	185	12	20	15	1306 EK	H306	(2)	7.5/72
													2306 K	H2306	(2)	3.5/72
SNH 607	30	85	60	39	107	60	25	170	205	12	20	15	1307 EK	H307	(2)	9/80
													2307 K	H2307	(2)	4/80
SNH 608	35	90	60	41	113	60	25	170	205	12	20	15	1308 EK	H308	(2)	9/90
													2308 EK	H2308	(2)	4/90
													21308CCK	H308	(2)	9/90
													22308EK	H2308	(2)	4/90
SNH 609	40	95	70	44	127	70	28	210	255	16	24	18	1309 EK	H309	(2)	9.5/100
													2309 EK	H2309	(2)	4/100
													21309CCK	H309	(2)	9.5/100
													22309EK	H2309	(2)	4/100
SNH 610	45	105	70	48	133	70	30	210	255	16	24	18	1310 EK	H310	(2)	10.5/110
													2310 K	H2310	(2)	4/110
													21310CCK	H310	(2)	10.5/110
													22310EK	H2310	(2)	4/110
SNH 611	50	110	80	51	148	80	30	230	275	16	24	18	1311 EK	H311	(2)	11/120
													2311 K	H2311	(2)	4/120
													21311CCK	H311	(2)	11/120
													22311EK	H2311	(2)	4/120
SNH 612	55	115	80	56	154	80	30	230	280	16	24	18	1312 K	H312	(2)	12.5/130
													2312 K	H2312	(2)	5/130
													21312CCK	H312	(2)	12.5/130
													22312EK	H2312	(2)	5/130
SNH 613	60	120	90	58	175	95	32	260	315	20	28	22	1313EK	H313	(2)	12.5/140
													2313 K	H2313	(2)	5/140
													21313CCK	H313	(2)	12.5/140
													22313EK	H2313	(2)	5/140
SNH 615	65	140	100	65	193	100	35	290	345	20	28	22	1315EK	H315	(2)	14/160
													2315 K	H2315	(2)	5/160
													21315CCK	H315	(2)	14/160
													22315EK	H2315	(2)	5/160
SNH 616	70	145	100	68	210	112	35	290	345	20	28	22	1316EK	H316	(2)	14.5/170
													2316 K	H2316	(2)	5/170
													21316CCK	H316	(2)	14.5/170
													22316EK	H2316	(2)	5/170
SNH 617	75	160	110	70	215	112	40	320	380	24	32	26	1317EK	H317	(2)	14.5/180
													2317 K	H2317	(2)	5/180
													21317CCK	H317	(2)	14.5/180
													22317EK	H2317	(2)	5/180
SNH 619	85	175	120	80	239	125	45	350	410	24	32	26	1319EK	H319	(2)	17.5/200
													2319 K	H2319	(2)	6.5/200
													21319CCK	H319	(2)	17.5/200
													22319EK	H2319	(2)	6.5/200
SNH 620	90	185	120	86	271	140	45	350	410	24	32	26	1320EK	H320	(2)	19.5/215
													2320 K	H2320	(2)	6.5/215
													21320CCK	H320	(2)	19.5/215
													22320EK	H2320	(2)	6.5/215